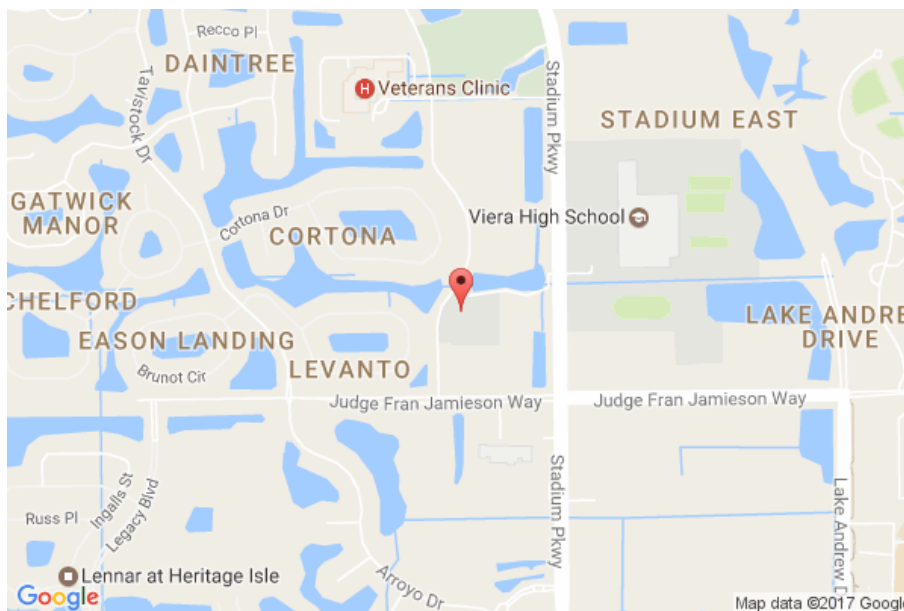


State School Data Report
Viera Charter School



6206 Breslay Dr
 Viera, FL 32940
 (321) 541-1434

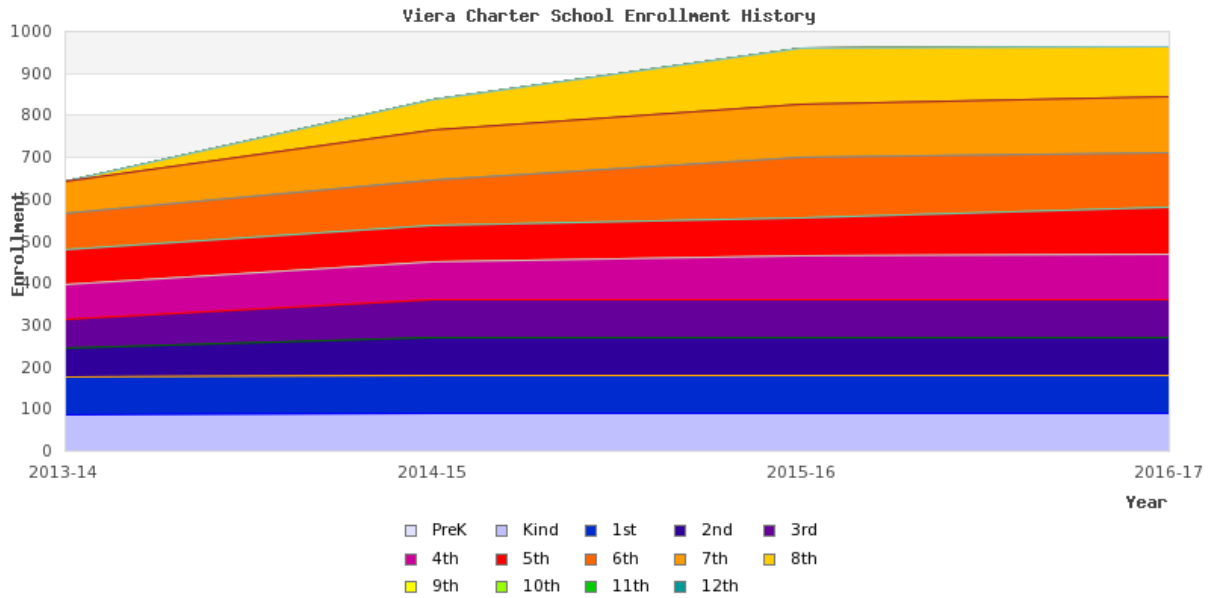
<http://www.vieracharterschool.com>

Principal's Name	JULIE CADY
State ID Number	5-6540
Federal ID Number	8240
Charter School Status	Regular charter school (under s. 1002.33, F.S.)
Charter School Opened	2013
Type of School	Combination Elementary and Secondary
Primary Service Type	
Grade Levels Served	KG-8

School Grades

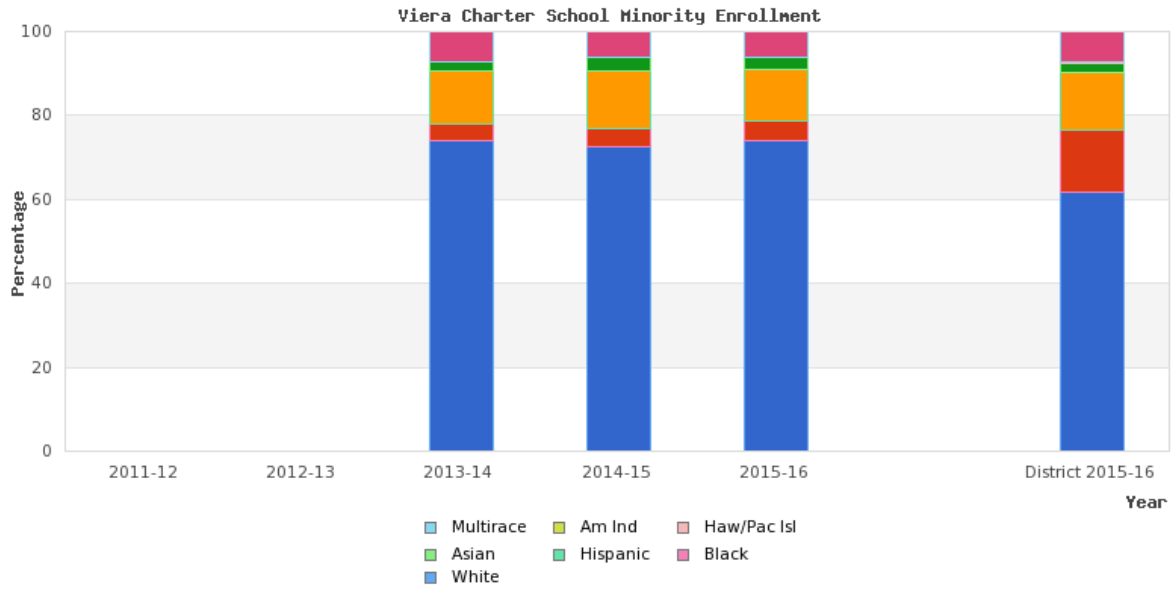
2013-14	2014-15	2015-16
A	A	A

Enrollment Data



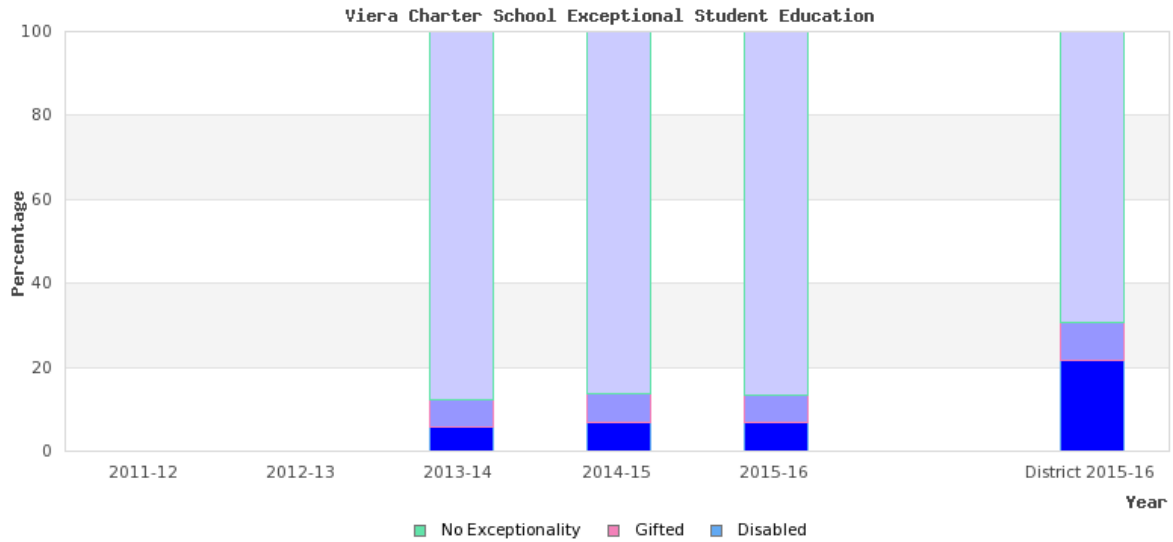
Year	Kind	1st	2nd	3rd	4th	5th	6th	7th	8th	Total
2013-14	86	90	68	69	83	83	86	77		642
2014-15	92	89	91	90	89	88	107	119	72	837
2015-16	90	90	90	92	105	88	146	124	136	961
2016-17	90	90	90	90	110	112	130	134	117	963

Minority Enrollment



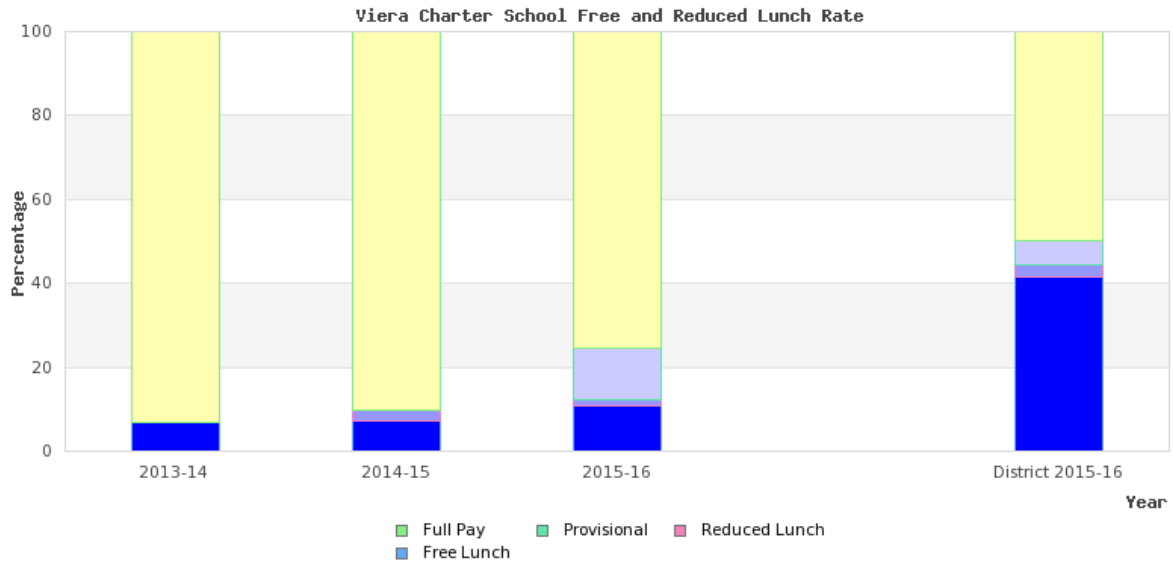
Year	White	Black	Hispanic	Haw/Pac Isl	Am Ind	Multirace	Percent Minority	District Minority
2011-12	0	0	0	0	0	0		35.9%
2012-13	0	0	0	0	0	0		36.6%
2013-14	469	26	79	13	0	0	26.0%	37.0%
2014-15	607	37	113	27	0	0	27.4%	37.6%
2015-16	707	44	118	26	0	0	26.0%	38.1%

Exceptional Student Education



Year	Disabled Students	Percent Disabled	Gifted Students	Percent Gifted	District % Disabled	District % Gifted
2011-12	0	0.0%	0	0.0%	20.6%	8.3%
2012-13	0	0.0%	0	0.0%	20.1%	8.8%
2013-14	38	5.9%	42	6.5%	20.1%	8.8%
2014-15	56	6.7%	59	7.1%	20.5%	8.9%
2015-16	65	6.8%	63	6.6%	21.5%	9.3%

Free and Reduced Lunch Status

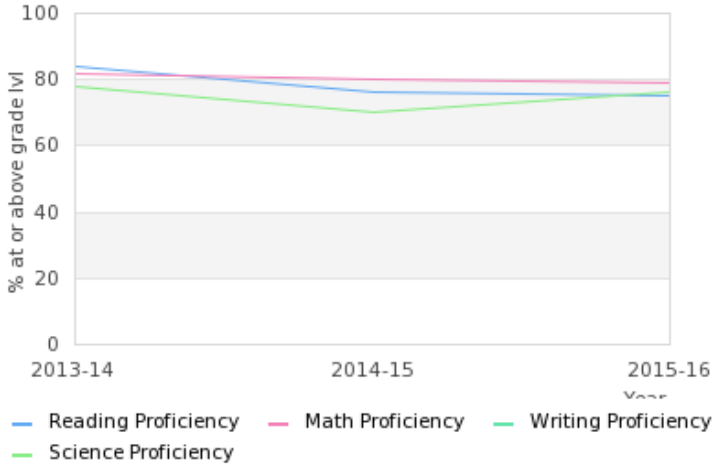


Year	Free Lunch	Reduced Lunch	Percent FRL	District Percent FRL
2013-14	44	0	7.00	45.00
2014-15	60	23	12.66	51.86
2015-16	103	15	12.28	52.85

State Assessment Data

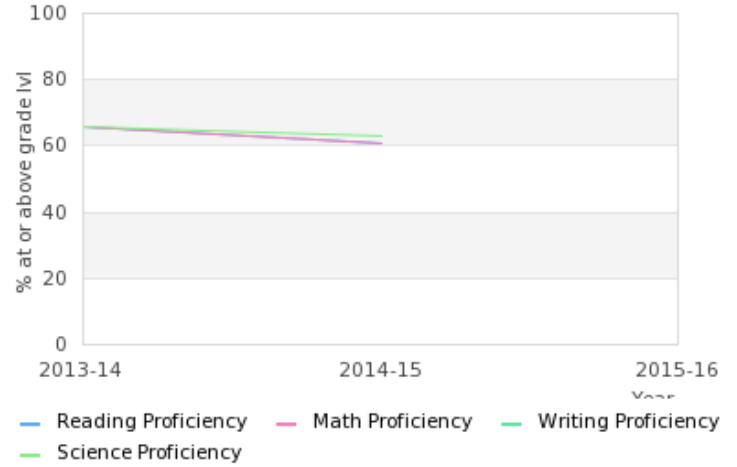
School State Proficiency Scores

Percent of students at or above grade level



District State Proficiency Scores

Percent of students at or above grade level



Category	School Results			District Results		
	2013-14	2014-15	2015-16	2013-14	2014-15	2015-16
School Grade	A	A	A	B	A	
Adjusted Points Earned	552	395	603	519	478	
Percent Tested	100%	100%	99%	99%	98%	
Reading % Satisfactory or Higher	84%	76%	75%	66%	61%	
Reading Points for Gains	73%		58%	70%		
Reading Gains for Lowest 25%	70%		49%	66%		
Math % Satisfactory or Higher	82%	80%	79%	66%	61%	
Math Points for Gains	68%		61%	70%		
Math Gains for Lowest 25%	59%		59%	62%		
Writing % Satisfactory or Higher	38%			53%		
Science % Satisfactory or Higher	78%	70%	76%	66%	63%	